

Users of Safari 4/5 may receive the following error when they try to use SafeAssign in RamCT:

Sorry, we do not think you are logged in to SafeAssign. Your session may have timed out. If you have received this message in error, please contact your system administrator.

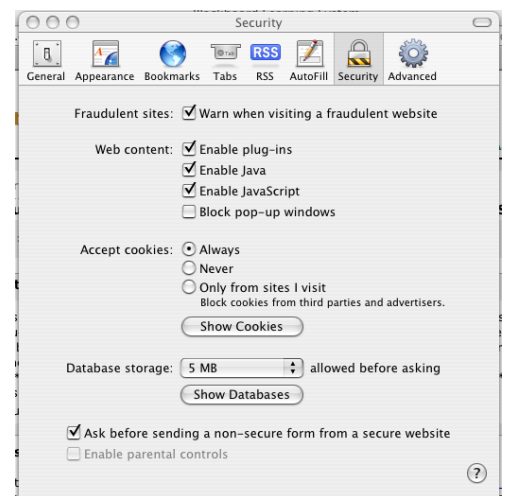
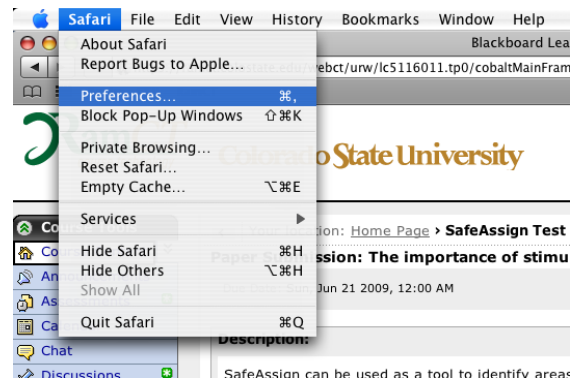
You need to change a setting on Safari 4/5 to allow it to work well with SafeAssign.

## I. [Change Safari 4 Cookie Setting](#)

## II. [Change Safari 5 Cookie Setting](#)

### I. Change Safari 4 Cookie Setting

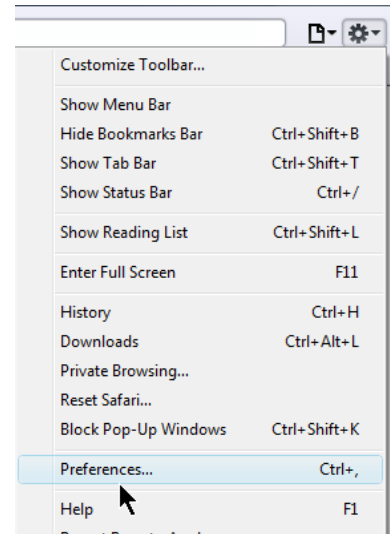
1. Under the **Safari** menu *select Preferences*.
2. At the top of the window *click on the Security icon*.
3. Under the **Accept Cookies** section *click on Always*.
4. *Close the Preferences window*.
5. *Close Safari*.
6. *Open Safari* and *log back in to RamCT*.



You should now be able to use SafeAssign.

## II. Change Safari 5 Cookie Setting

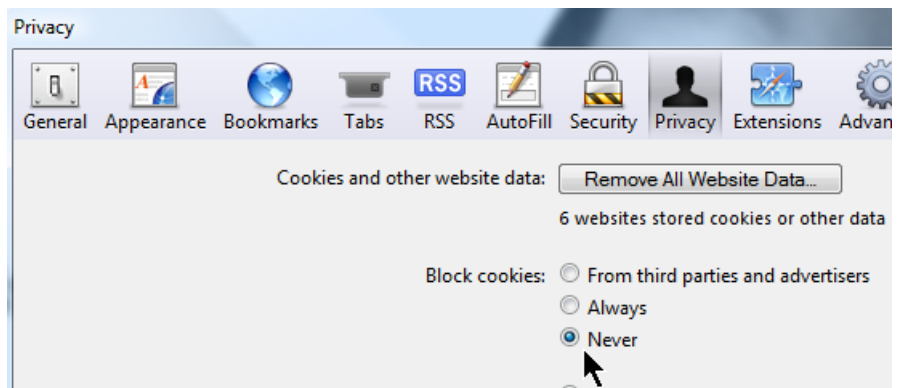
1. Under the **Safari** menu *select Preferences*.



2. At the top of the page click on the Privacy icon.

3. Under **Block Cookies** *change* the settings to **Never**.

4. *Close* the **Preferences** window.



5. *Close Safari*.

6. *Open Safari* and *log back in* to **RamCT**.

You should now be able to use SafeAssign.

**Questions?** Visit the RamCT Help website: <http://help.ramct.colostate.edu>